

NOVA Wood desks



FEATURES

- Easy to assemble and disassemble - "metal to metal" construction
- Just one tool for assembling (DIN911 S5)

QUALITY STANDARD

- LST EN 527-1:2011
- LST EN 527-2:2017
- LST EN 1730:2012

TECHNICAL INFORMATION

Desktop

- 25 mm MFC (melamine) with 2 mm ABS edges;
- 26 mm MDF covered in HPL with sloping painted edges;
- Sloping painted edges: white or black colour;
- The corners of sloping desktop are rounded: R100 mm;
- 10 mm gap between the legs and the desktop;
- 40 mm gap between the desktops in back to back benches (depth of benches – 1440/1640).

Metal beam

- Metal tube - 40x20 mm;
- With welded metal plates for leg fixing;
- Powder coated metal.

Legs

- Lacquered and stained natural ash solid wood;
- Glued wood construction;
- With metal inserts for fixing;
- Plastic feet with height levelling (+10 mm).



Central leg (solid wood leg fixed into metal tube)

- Lacquered and stained natural ash solid wood;
- Glued wood construction;
- With metal inserts for fixing;
- Plastic feet with height levelling (+10 mm);
- Metal tube: 120x40 mm, powder coated metal.

Edge type



ABS edge
(melamine)




Sloping edge
(HPL)

Desktop type



Plain desktop



Desktop with a
scallop for wire
management



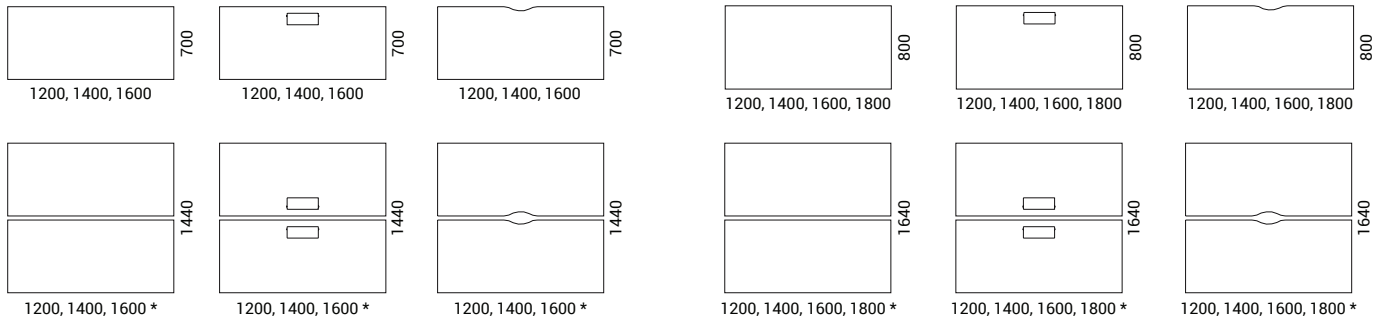
Desktop with a cut-out
for grommet and wire
management

Screen and accessories

- Suitable screens for desks with melamine desktop: NOVA fabric, NOVA fabric with metal frame, NOVA Plexiglas, TOP 530 (ATP120, ATP140, ATP160, ATV120, ATV140, ATV160, ATS070, ATS080, ATL100), DESK 760 (ADK100, ADK101, ADP140, ADK102, ADK103, ADP141, ADP161, ADP120, ADP180, ADP121, ADP181).
- Suitable screens for desks with sloping edges: available only central screens for bench desks. NOVA fabric, NOVA fabric with metal frame, NOVA Plexiglas, TOP 530 (ATV140, ATV160, ATV180).
- Suitable accessories: all cable trays, ducts listed in the price list.
- For desks with sloping edges the length of the cable tray must be 200 mm shorter than the length of the desktop.
- DNZ020 and DNZ008, DNZ022 are not suitable for 1400 and 2800 mm length desks with HPL desktop.

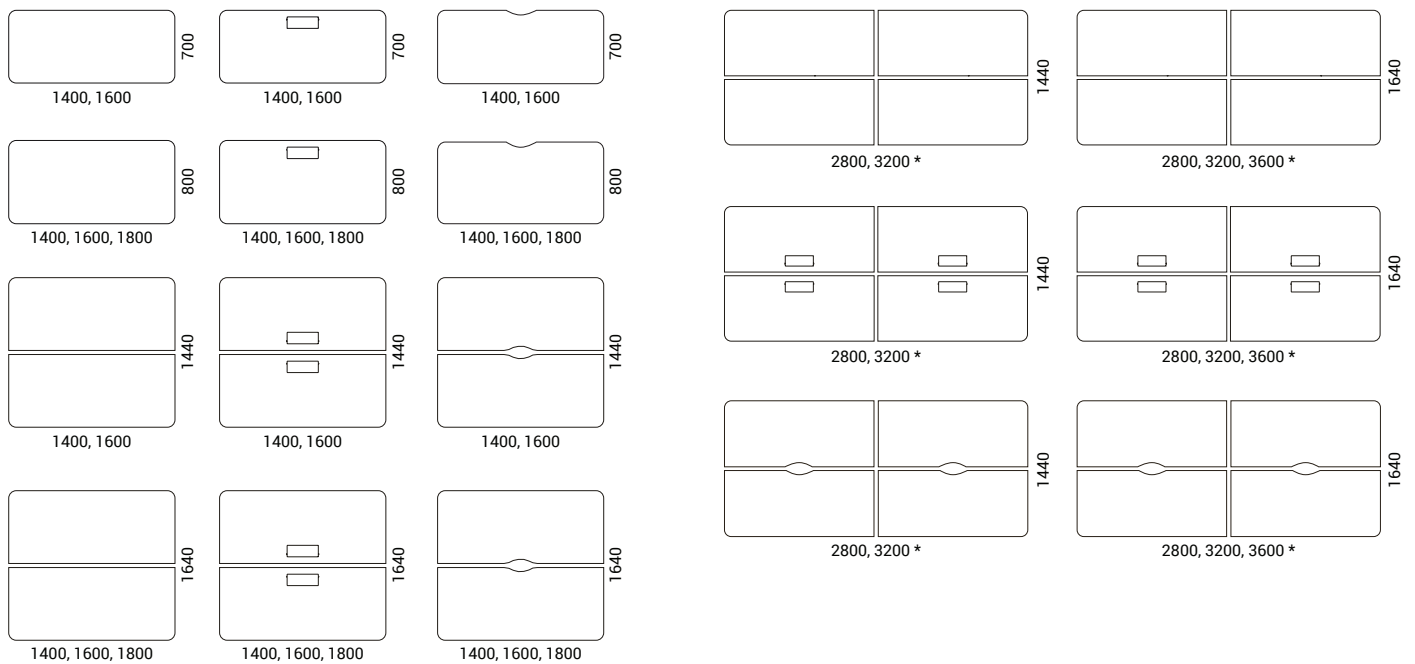
RANGE

Desks with melamine desktop



*To increase the number of workplaces, use supplementary units.

Desks with HPL desktop



*To increase the number of workplaces, use supplementary units.

Must be ordered (for desktop with cut-out)



Metal grommet:
317x119 mm,
H=27 mm

Optional




Power socket
blocks



Cable trays



Cable clips



Cable ducts



Vertical metal cable
tray (suitable only for
central wood leg)